



My Gas View

Why My Gas View vs. My Current Solution?

1

Current data from all sites on one intuitive screen

- Alarms
- Inventory
- Test Data

2

Email Alerts

- No waiting on sites to reports alarms
- Identify unsafe conditions quickly

3

Enhanced Reporting

- Historical Data
- Automated Report Delivery

4

Ease of Fuel Ordering

- Set low product thresholds
- Allow remote access for your delivery company at no additional charge

View all
Tanks from
all Sites on
One Page

Tanks				Alarms	Config. Status				
1	59%	2	56%	3	36%	0	Tests		
1	45%	2	46%	3	38%	0	Tests		
1	52%	2	56%	3	69%	4	47%	0	Tests
1	65%	2	44%	3	48%	0	Tests		
1	24%	2	39%	3	28%	0	Tests		
1	36%	2	32%	3	32%	0	Tests		
1	59%	2	64%	3	69%	0	Tests		
1	72%	2	63%	3	50%	0	Tests		




Inventory
Data Available
from Any Web
Enabled
Device

Collection Date Time: 7/11/2017 1:00:00 PM





ATG Timestamp: 7/11/2017 1:59:00 PM

Preempt

[Inventory Notification Setup](#)

Tank 1	Tank 2	Tank 3
		
Contains: REGULAR	Contains: SUPER	Contains: DIESEL
Volume: 13395 gal	Volume: 3012 gal	Volume: 1903 gal
Ullage: 6504 gal	Ullage: 2011 gal	Ullage: 2982 gal
Level: 75.68 in	Level: 55.86 in	Level: 40.37 in
Temp: 71.74 °F	Temp: 70.03 °F	Temp: 71.54 °F
Water: 0.00 in	Water: 0.00 in	Water: 0.00 in
Mass: 0.00 lbs	Mass: 0.00 lbs	Mass: 0.00 lbs
Density: 0.00 lbs/ft ³	Density: 0.00 lbs/ft ³	Density: 0.00 lbs/ft ³
Alarms: 0	Alarms: 0	Alarms: 0
Alarm NA	Alarm NA	Alarm NA
Collection	Collection	Collection
DateTime	DateTime	DateTime

Easily See What Sites are in Alarm

22	Bryn Mawr	1  85%	0	Tests
35	Bryn Mawr Old	1  75%	0	Tests
25	City View	1  91%		Tests

Select the Alarm Icon to See Details

Active Alarms for City View

<u>Device</u>	<u>Category</u>	<u>Description</u>	<u>Alarm Type</u>	<u>Alarm Date Time</u>	<u>Collection Date Time</u>
1	Other	Tank Alarm	Tank Periodic Leak Test Fail Alarm	6/20/2017 12:23:00 PM	7/16/2017 8:00:06 PM

Choose A Report

- AlarmHistory
- AlarmStatus
- BIR
- ComplianceSiteMonthly
- ConfigurationAlarmReport
- CSLD
- Delivery
- Inventory
- ISD_AirFlow
- ISD_Grade_Report
- ISD_Hose_Map
- ISD_Information
- ISD_Sensor_Info
- ISD_Vapor_Processor
- LineTestReport

[Create New Report](#)

Run On Demand Or Automate Reports to show Inventory, Delivery, and Compliance history from one or all sites. History is stored for up to 3 years for easy retrieval.

01

Monitor and
Restore Tank
Gauge
Configuration

02

Take your Gauge
out of PCI Scope

03

Multiple Security
Levels

- Manager
- Fuel Driver

04

Site Restrictions –
Restrict each user
to the site(s) they
are authorized to
manage

Additional Features

How It Works

- Leverages Existing Tank Gauge
- Uses Secure Cellular Connection with Private APN
 - Ethernet
 - Serial (no need to upgrade)
- Data is polled every hour with an on-demand option for when you need to know if that load will fit. Polling time is usually < 15 seconds, and up to 100 site can be simultaneously polled.
- Data is securely stored in our Tier 2 Data Center
- User Logs into a user friendly, intuitive webpage and authorized data appears



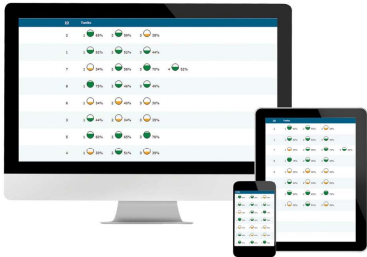
SERVERS



TANK GAUGE



CELL RADIO



ANY INTERNET-CAPABLE DEVICE